




FOLD LINES

FOLD LINES

# Table Talker Large

## ARTWORK GUIDELINES

-  **Bleed Area 426mm x 303mm**  
The background of your design needs to fill the 'bleed area' to ensure there arent any unwanted white edges when trimmed
-  **Trim 420mm x 297mm**  
This is the final size of your product once it is cut.
-  **Safe Area 132mm x 291mm**  
All your important information should stay within this area (text & logos). Background image should still fill the bleed area.

- Please**
- Make sure you are saving your file in CMYK
  - Outline all text. (Select the **text box**, Click **Type** in the top bar, then select **Create Outlines**)
  - Delete this artwork guideline group layer before saving
  - Export document as Press Quality PDF

- Please Don't**
- Flatten any layers or images as it could lead to a low quality print.
  - Add any additional bleed to this document. Simply save your file with NO bleed and NO crop marks.